

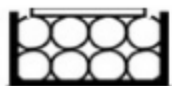


AT 460 TC

Cutting Capacity		90°
	in	18
	in	18
	in	18 x 9.5

Blade Dimensions	▶	209x 1.5 x 0.05 in
Working Height	▶	32 in
Blade Motor Power	▶	5 hp (7 hp optional)
Feeding Carriage Motor Power	▶	5.9 Nm (Brush - less)
Chip Conveyor Motor Power	▶	0.33 hp
Cooling Pump Motor Power	▶	0.5 hp
Hydraulic Pump Motor Power	▶	2 hp
Blade Speed	▶	65 ÷ 410 ft/min
Cutting Downfeed	▶	0 ÷ 8 in/min
Fast Downfeed	▶	138 in/min
In-feed Carriage Stroke	▶	23.5 in
Out-feed Carriage Stroke	▶	0.8 in
Minimum Cutting Length	▶	0.2 in
Max Programmable Length	▶	0.3 in /multi repetition
Coolant Tank Capacity	▶	45 gal
Hydraulic Unit Tank Capacity	▶	8 gal
Overall Dimensions (approx.)	▶	100 x 116 x 82 in
Weight (approx.)	▶	6393 lbs