






AP 10.1 SA F

Cutting Capacity		90°
	in	39
	in	39
	in	39 x 39
	in	39 x 20
	in	39 x 39

Blade Dimensions	▶	391 X 2.5 X 0.06 in
Working Height	▶	25 in
Blade Motor Power	▶	10 hp (12 optional)
Cooling Pump Motor Power	▶	0.5 hp
Hydraulic Pump Motor Power	▶	3 hp
Blade Speed	▶	65 ÷ 328 ft/min
Cutting Downfeed	▶	0 ÷ 8 in/min
Fast Downfeed	▶	138 in/min
Coolant Tank Capacity	▶	40 gal
Hydraulic Unit Tank Capacity	▶	8 gal
Overall Dimensions (approx.)	▶	53 X 179 X 124 in
Weight (approx.)	▶	12566 lbs