






## AP 12.5 A F

Cutting Capacity		90°
	in	49
	in	49
	in	49 x 49
	in	49 x 25
	in	49 x 49

Blade Dimensions	▶	492 X 2.5 X 0.05 in
Working Height	▶	24 in
Blade Motor Power	▶	20 hp
Feeding Carriage Motor Power	▶	27 Nm Brush-less
Chip Conveyor Motor Power	▶	2 X 0.33 hp
Carriage stroke	▶	19.5 in
Cooling Pump Motor Power	▶	0.5 hp
Hydraulic Pump Motor Power	▶	5 hp
Blade Speed	▶	65 ÷ 328 ft/min
Cutting Downfeed	▶	0 ÷ 8 in/min
Fast Downfeed	▶	138 in/min
Coolant Tank Capacity	▶	40 gal
Hydraulic Unit Tank Capacity	▶	13 gal
Overall Dimensions (approx.)	▶	118 x 224 x 148 in
Weight (approx.)	▶	33069 lbs