






AP 12.5 SA F

Cutting Capacity		90°
	in	49
	in	49
	in	49 x 49
	in	49 x 25
	in	49 x 49

Blade Dimensions	▶	492 X 2.5 X 0.05 in
Working Height	▶	25 in
Blade Motor Power	▶	10 hp (12 optional)
Cooling Pump Motor Power	▶	0.5 hp
Hydraulic Pump Motor Power	▶	3 hp
Blade Speed	▶	65 ÷ 328 ft/min
Cutting Downfeed	▶	0 ÷ 8 in/min
Fast Downfeed	▶	138 in/min
Coolant Tank Capacity	▶	40 gal
Hydraulic Unit Tank Capacity	▶	8 gal
Overall Dimensions (approx.)	▶	49 X 204 X 110 in
Weight (approx.)	▶	27778 lbs