


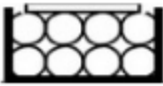
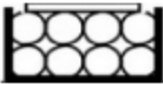


## AP 5.3 A

Cutting Capacity		90°	45°DX-R	60°DX-R
	in	12	12	9.5
	in	12	12	9
	in	20 x 12	13.5 x 10	9.5 x 6
	in	20 x 6.5	-	-
	in	20 x 12	-	-

Blade Dimensions	▶	187 x 1.3 x 0.5 in
Working Height	▶	34 in
Blade Motor Power	▶	3 hp
Feeding Carriage Motor Power	▶	1 hp
Cooling Pump Motor Power	▶	0.16 hp
Hydraulic Pump Motor Power	▶	2 hp
Bow Rotation Motor Power	▶	0.5 hp
Blade Speed	▶	65 ÷ 328 ft/min
Cutting Downfeed	▶	0 ÷ 8 in/min
Fast Downfeed	▶	138 in/min
Carriage Stroke	▶	31.5 in
Coolant Tank Capacity	▶	18 gal
Hydraulic Unit Tank Capacity	▶	8 gal
Overall Dimensions (approx.)	▶	141 x 112 x 95 in
Weight (approx.)	▶	4850 lbs