



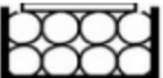


AP 5.3 SA DS

Cutting Capacity	90°	45°DX-R	60°DX-R	45°SX-L	60°SX-L
 in	12	12	9	12	10
 in	12	12	9	12	9
 in	20 x 12	13.5 x 10	9 x 6	13.5 x 10	10 x 6
 in	20 x 6.5	-	-	-	-
 in	20 x 12	-	-	-	-

Blade Dimensions	▶	187 x 1.3 x 0.05 in
Working Height	▶	34 in
Blade Motor Power	▶	3 hp
Cooling Pump Motor Power	▶	0.16 hp
Hydraulic Pump Motor Power	▶	0.5 hp
Blade Speed	▶	65 ÷ 328 ft/min
Cutting Downfeed	▶	0 ÷ 8 in/min
Fast Downfeed	▶	138 in/min
Coolant Tank Capacity	▶	9 gal
Hydraulic Unit Tank Capacity	▶	4 gal
Overall Dimensions (approx.)	▶	96 x 95 x 92 in
Weight (approx.)	▶	2645 lbs