


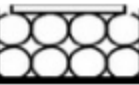



## AP 6.4 A DS 3

Cutting Capacity	90°	45°DX-R	60°DX-R	45°SX-L	60°SX-L
 in	16	16	12.5	16	13
 in	16	16	12	16	12
 in	24 x 16	18 x 10	12.5 x 7	18 x 10	12.5 x 7
 in	24 x 8	-	-	-	-
 in	24 x 16	-	-	-	-

Blade Dimensions	▶	204 x 1 x 0.05 in
Working Height	▶	34 in
Feeding Carriage Stroke	▶	118 in
Scrap length at 90°	▶	12.5 in
Blade Motor Power	▶	4 hp
Cooling Pump Motor Power	▶	0.16 hp
Hydraulic Pump Motor Power	▶	2 hp
Feeding Carriage Motor Power	▶	1 hp
Bow Rotation Motor Power	▶	0.5 hp
Chip Conveyor Motor Power (optional)	▶	0.16 hp
Blade Speed	▶	65 ÷ 328 ft/min
Cutting Downfeed	▶	0 ÷ 8 in/min
Fast Downfeed	▶	138 in/min
Coolant Tank Capacity	▶	40 gal
Hydraulic Unit Tank Capacity	▶	8 gal
Overall Dimensions (approx.)	▶	211 x 106 x 100 in
Weight (approx.)	▶	8157 lbs