


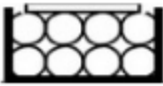
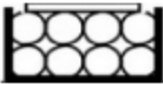


AP 7.5 A

Cutting Capacity		90°	45°DX-R	60°DX-R
	in	20	19	14.5
	in	20	19	13.5
	in	28 x 20	22 x 9	15.5 x 9
	in	28 x 10	-	-
	in	28 x 20	-	-

Blade Dimensions	▶	228 X 1.5 X 0.05 in
Working Height	▶	34 in
Blade Motor Power	▶	4 hp
Feeding Carriage Motor Power	▶	1 hp
Cooling Pump Motor Power	▶	0.16 hp
Hydraulic Pump Motor Power	▶	2 hp
Bow Rotation Motor Power	▶	0.5 hp
Blade Speed	▶	65 ÷ 328 ft/min
Cutting Downfeed	▶	0 ÷ 8 in/min
Fast Downfeed	▶	138 in/min
Carriage Stroke	▶	31.5 in
Scrap Length	▶	11 in
Coolant Tank Capacity	▶	18 gal
Hydraulic Unit Tank Capacity	▶	8 gal
Overall Dimensions (approx.)	▶	
Weight (approx.)	▶	