






## AP 7.5 SA DS

Cutting Capacity	90°	45°DX-R	60°DX-R	45°SX-L	60°SX-L
 in	20	20	14.5	20	15
 in	20	19.5	13.5	19.5	14
 in	28 x 20	22 x 12.5	15.5 x 9.5	22 x 12.5	15.5 x 9.5
 in	28 x 10.5	-	-	-	-
 in	28 x 20	-	-	-	-

Blade Dimensions	▶	228 x 1.6 x 0.05 in
Working Height	▶	34 in
Blade Motor Power	▶	4 hp
Cooling Pump Motor Power	▶	0.16 hp
Hydraulic Pump Motor Power	▶	1 hp
Blade Speed	▶	65 ÷ 328 ft/min
Cutting Downfeed	▶	0 ÷ 8 in/min
Fast Downfeed	▶	138 in/min
Coolant Tank Capacity	▶	9 gal
Hydraulic Unit Tank Capacity	▶	4 gal
Overall Dimensions (approx.)	▶	120 x 110 x 113 in
Weight (approx.)	▶	3747 lbs