






AP 7.6 A F

Cutting Capacity		90°
	in	24
	in	24
	in	28 x 24
	in	28 x 12
	in	28 x 24

Blade Dimensions	▶	265 X 2 X 0.05 in
Working Height	▶	34 in
Blade Motor Power	▶	7 hp
Feeding Carriage Motor Power	▶	1 hp
Chip Conveyor Motor Power	▶	0.12 hp
Carriage stroke	▶	31 in
Cooling Pump Motor Power	▶	0.16 hp
Hydraulic Pump Motor Power	▶	2 hp
Blade Speed	▶	65 ÷ 328 ft/min
Cutting Downfeed	▶	0 ÷ 8 in/min
Fast Downfeed	▶	138 in/min
Coolant Tank Capacity	▶	40 gal
Hydraulic Unit Tank Capacity	▶	8 gal
Overall Dimensions (approx.)	▶	134 x 86 x 89 in
Weight (approx.)	▶	8818 lbs