






AP 7.6 SA F

Cutting Capacity		90°
	in	24
	in	24
	in	28 x 24
	in	28 x 12
	in	28 x 24

Blade Dimensions	▶	265 X 2 X 0.06 in
Working Height	▶	34 in
Blade Motor Power	▶	7 hp (10 hp optional)
Cooling Pump Motor Power	▶	0.16 hp
Hydraulic Pump Motor Power	▶	1.5 hp
Blade Speed	▶	65 ÷ 328 ft/min
Cutting Downfeed	▶	0 ÷ 8 in/min
Fast Downfeed	▶	138 in/min
Coolant Tank Capacity	▶	40 gal
Hydraulic Unit Tank Capacity	▶	8 gal
Overall Dimensions (approx.)	▶	47 X 131 X 102 in
Weight (approx.)	▶	5952 lbs