






AT 10.6 A DS 3

Cutting Capacity	90°	45°DX-R	60°DX-R	45°SX-L	60°SX-L
 in	23.5	23.5	15.5	23.5	15.5
 in	23.5	23.5	15.5	23.5	15.5
 in	39 x 23.5	23.5 x 23.5	23.5 x 15.5	23.5 x 23.5	23.5 x 15.5
 in	39 x 12	-	-	-	-
 in	39 x 23.5	-	-	-	-

Blade Dimensions	▶	358 x 2 x 0.06 in
Working Height	▶	36 in
Final Scrap Length	▶	1 in
Feeding Carriage Stroke	▶	118 in
Blade Motor Power	▶	7 hp
Cooling Pump Motor Power	▶	0.16 hp
Hydraulic Pump Motor Power	▶	4 hp
Feeding Carriage Motor Power	▶	6 Nm (Brush-less)
Chip Conveyor Motor Power	▶	0.33 hp
Blade Speed	▶	65 ÷ 328 ft/min
Cutting Downfeed	▶	0 ÷ 4.5 in/min
Fast Downfeed	▶	98 in/min
Coolant Tank Capacity	▶	40 gal
Hydraulic Unit Tank Capacity	▶	12 gal
Overall Dimensions (approx.)	▶	335 x 179 x 128.5 in
Weight (approx.)	▶	28660 lbs