


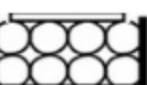



AT 7.5 A DS 3

Cutting Capacity	90°	45°DX-R	60°DX-R	45°SX-L	60°SX-L
 in	19.5	18	13	18	13
 in	19.5	18	13	18	13
 in	27.5 x 19.5	19.5 x 18	13 x 17.5	19.5 x 18	13 x 17.5
 in	27.5 x 10	-	-	-	-
 in	27.5 x 19.5	-	-	-	-

Blade Dimensions	▶	312 x 2 x 0.05
Working Height	▶	36 in
Final scrap length	▶	1 in
Blade Motor Power	▶	7 hp
Cooling Pump Motor Power	▶	0.16 hp
Feeding Carriage Motor Power	▶	6 Nm (Brush-less)
Hydraulic Pump Motor Power	▶	4 hp
Chip Conveyor Motor Power	▶	0.33 hp
Blade Speed	▶	65 ÷ 328 ft/min
Cutting Downfeed	▶	0 ÷ 4.5 mm/min
Fast Downfeed	▶	98 in/min
Feeding Carriage Stroke	▶	118 in
Coolant Tank Capacity	▶	39.5 gal
Hydraulic Unit Tank Capacity	▶	12 gal
Overall Dimensions (approx.)	▶	287 x 153.5 x 110 in
Weight (approx.)	▶	15432 lbs