






AT 860 SA F

Cutting Capacity		90°
	in	34
	in	34
	in	34 x 34
	in	34 x 17
	in	34 x 34

Blade Dimensions	▶	368.5 x 2.5 x 0.06 in
Working Height	▶	25 in
Blade Motor Power	▶	15 hp
Cooling Pump Motor Power	▶	0.5 hp
Hydraulic Pump Motor Power	▶	3 hp
Blade Speed	▶	65 ÷ 328 ft/min
Cutting Downfeed	▶	0 ÷ 8 in/min
Fast Downfeed	▶	138 in/min
Coolant Tank Capacity	▶	127 gal
Hydraulic Unit Tank Capacity	▶	12 gal
Overall Dimensions (approx.)	▶	218.5 x 73 x 124 in
Weight (approx.)	▶	18739 lbs