






Model AP 350 SA F



<i>Cutting capacity</i>		90°
	in	13
	in	13
	in	15x13
	BASIC (optional) in	15x7
	MAX (optional) in	15x13
<i>Blade dimensions</i>		157.5x11/4x.04 in
<i>Working Height</i>		34 in
<i>Blade Motor Power</i>		3 hp
<i>Cooling Pump Motor Power</i>		.16 hp
<i>Hydraulic Pump Motor Power</i>		.75 hp
<i>Chip Conveyor Motor Power</i>		.12 hp
<i>Feeding Carriage Motor Power</i>		.5 hp
<i>Carriage Stroke</i>		31 in*
<i>Blade Speed</i>		65 ÷ 350 sfm
<i>Cutting Downfeed</i>		0 ÷ 8 in/min
<i>Fast Downfeed</i>		137 in/min
<i>Coolant tank capacity</i>		21 gal
<i>Hydraulic unit tank capacity</i>		4 gal
<i>Overall Dimensions</i>		87x45x83 in
<i>Weight</i>		2000 lbs.

* Longer bar feed available. BTM Srl reserves the right at any time and without advanced notice to introduce modifications.