






# Model AT 640 TC



<i>Cutting capacity</i>		<b>90°</b>
	in	25
	in	25
	in	25x25
	BASIC (optional) in	25x13
	MAX (optional) in	25x25
<i>Blade dimensions</i>		293x2x.06 in
<i>Working Height</i>		31 in
<i>Blade Motor Power</i>		10 hp
<i>Cooling Pump Motor Power</i>		1/2 hp
<i>Hydraulic Pump Motor Power</i>		3 hp
<i>Chip Conveyor Motor Power</i>		1/3 hp
<i>Feeding Carriage Motor Power</i>		11 Nm
<i>Carriage Stroke</i>		23 in*
<i>Blade Speed</i>		65 ÷ 328 sfm
<i>Cutting Downfeed</i>		0 ÷ 7.8 in/min
<i>Fast Downfeed</i>		137 in/min
<i>Coolant tank capacity</i>		44 gall
<i>Hydraulic unit tank capacity</i>		13 gal
<i>Overall Dimensions</i>		138x139x106 in
<i>Weight</i>		14,770 lbs

\*Longer bar feeds available BTM Srl reserves the right at any time and Without advanced notice to introduce modifications.