


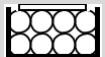



# AT 740 SA F



<i>Cutting capacity</i>		<b>90°</b>
	in	29"
	in	29"
	in	29"x29"
	<b>BASIC (optional)</b> in	29"x15"
	<b>MAX (optional)</b> in	29"x29"
<i>Blade dimensions</i>		330.5" x25/8x.06 in
<i>Working Height</i>		25"
<i>Blade Motor Power</i>		10 HP
<i>Cooling Pump Motor Power</i>		.5 HP
<i>Hydraulic Pump Motor Power</i>		3 HP
<i>Chip conveyor Motor Power</i>		1/3 HP
<i>Blade Speed</i>		65 ÷ 330 sfm
<i>Cutting Downfeed</i>		0 ÷ 7.5 in/min
<i>Fast Downfeed</i>		137 in/min
<i>Coolant tank capacity</i>		126 gal
<i>Hydraulic unit tank capacity</i>		10 gal
<i>Overall Dimensions</i>		201" x71" x108"
<i>Weight</i>		17,900 lbs